

QuickLoupes™

TTL loupes are the best choice for personal use. Designed to integrate ergonomics and efficiency, these loupes enable dentists and surgeons to work comfortably while maintaining ergonomic positioning of the neck and optimal posture.



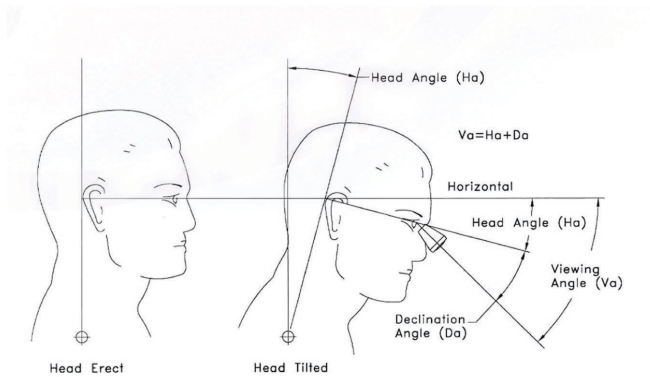
FeelMorys Frame



Jazz Frame

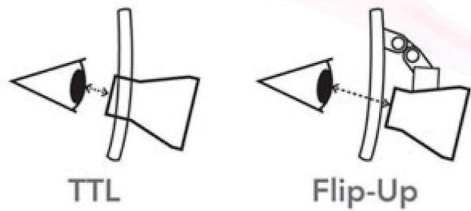


Bolle Frame - Gun



Properly selected declination angle provides minimal forward head posture and less strain on the neck. QuickLoupe TTL loupes are designed with the optimal declination angle for your convenience.

Comparative explanation TTL vs. Flip-up



With TTL loupes binoculars are closer to eyes and offer a wider field of view than a similar magnification Flip-up loupes.

High quality Galilean binoculars installed into the loupes are extremely close to the eyes and therefore they provide a wide field of vision.

These loupes are available at various working distances (the distance between a clinician's eye and a patient's mouth), ranging from 300 to 450 mm, all with German optics.

The TTL loupes are available on the following frames: Jazz frame, FeelMorys frame, Bolle frame

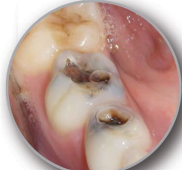
	working distance	field of view	depth of field
X2.5 Magnification	300	90 mm	85 mm
	350	105 mm	105 mm
	400	120 mm	130 mm
	450	135 mm	160 mm
X3.2 Magnification	350	65 mm	60 mm
	400	70 mm	75 mm
	450	75 mm	90 mm

X4.5 coming soon

Natural vision



X2.5



X3.2

